

Explosion-proof Cable Glands(Single Seal, Armored)

KBM-05,06 Series

- II 2 G Ex eb IIC Gb
- II 3 G Ex nR IIC Gc
- II 2 D Ex tb IIIC Db

1. Application and Features

- Explosion proof certificates
 - ATEX : TPS 22 ATEX 114950 0001 X
 - IECEx : IECEx TPS 22.0023X
- Application in hazardous area
 - Zone 1 and Zone 2,
 - Zone 21 and Zone 22
- Increased safety (Type 'e'), restricted breathing (Type 'nR'), combustible dust (Type 'tb') structure.
- Single seal for armored cables.
- Can be installed on Ex i (intrinsic safety type) equipment.

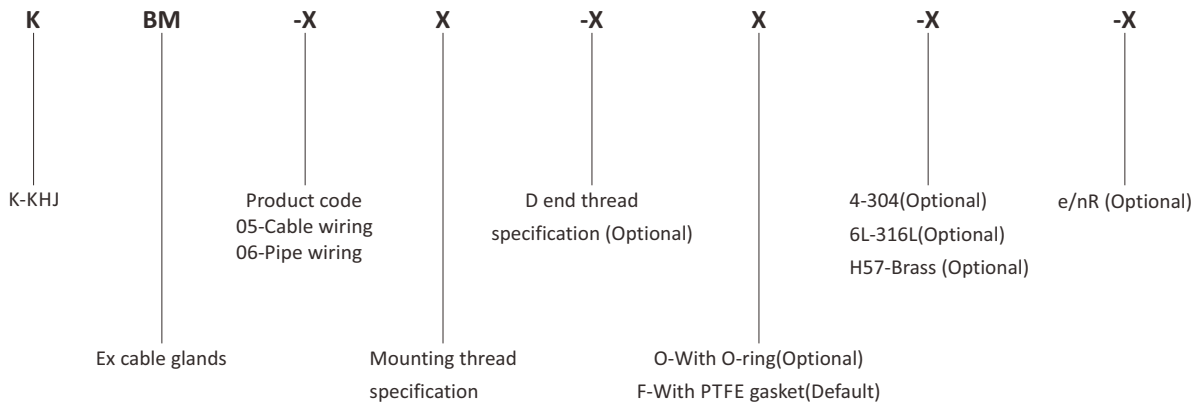


KBM-05



KBM-06

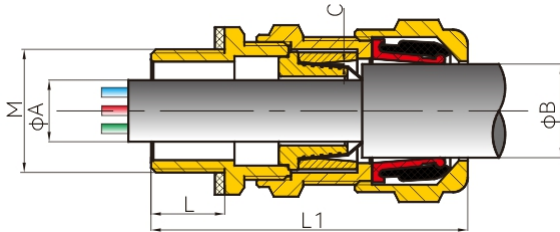
2. Product definition



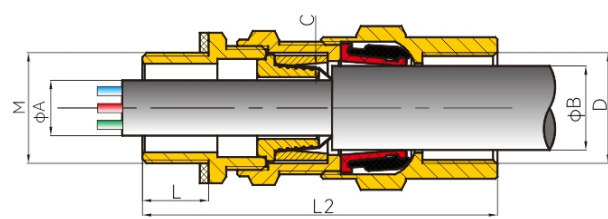
3. Technical Parameter

Explosion protection	Gas	II 2 G Ex eb IIC Gb	Ex eb IIC Gb
		II 3 G Ex nR IIC Gc	Ex nR IIC Gc
	Dust	II 2 D Ex tb IIIC Db	Ex tb IIIC Db
Executive standards		IEC60079-0, IEC60079-7, IEC60079-15, IEC60079-31 EN60079-0, EN60079-7, EN60079-15, EN60079-31	
Material		Stainless steel; Brass Ni-plated	
Degree of protection		IP66	
Ambient temperature		-43°C~+100°C	
Connection thread		NPT thread, Metric thread (M)	

4. Outline and Installation(mm)



KBM-05



KBM-06

Thread Specification(M)		Code	Cable outer diameter		Armored Braiding(C)		M thread			Maximum outer diameter (mm)	KBM-05 Weight (kg)	KBM-06 Weight (kg)
M thread	NPT thread		Unarmored cable outer diameter φA(mm)	Cable Diameter φB(mm)	Direction X(mm)	Direction W(mm)	Thread length L(mm)	Length L1(mm)	Length L2(mm)			
M20×1.5	NPT1/2	A	<11.5	5.5~12	0.3~0.7	0.8~1.4	15	62	77	31	0.173	0.213
M20×1.5	NPT1/2	B	<11.5	9~16	0.3~0.7	0.8~1.4	15	62	77	31	0.173	0.213
M20×1.5	NPT1/2	C	<15	12.5~20.5	0.3~0.7	0.8~1.4	15	64	79	37	0.173	0.213
M25×1.5	NPT3/4	A	<11.5	9~16	0.3~0.7	0.8~1.4	15	62	77	33		
M25×1.5	NPT3/4	B	<15	12.5~20.5	0.3~0.7	0.8~1.4	15	64	79	37	0.215	
M25×1.5	NPT3/4	C	<21	17~26	0.3~0.9	1.0~1.7	15	69	88	47		
M32×1.5	NPT1	A	<15	12.5~20.5	0.3~0.7	0.8~1.4	19	70	85	42	0.322	0.376
M32×1.5	NPT1	B	<21	17~26	0.3~0.9	1.0~1.7	19	74	93	47	0.322	0.376
M32×1.5	NPT1	C	<26.5	22~33	0.3~0.9	1.0~1.7	19	82	101	56.5	0.322	0.376
M40×1.5	NPT1 1/4	A	<21	17~26	0.3~0.9	1.0~1.7	19	74	93	50		
M40×1.5	NPT1 1/4	B	<26.5	22~33	0.3~0.9	1.0~1.7	19	82	101	56.5		
M40×1.5	NPT1 1/4	C	<35	28~41	0.3~1.0	1.0~2.0	19	90	109	66		
M50×1.5	NPT1 1/2	A	<26.5	22~33	0.3~0.9	1.0~1.7	19	82	101	61		
M50×1.5	NPT1 1/2	B	<35	28~41	0.3~1.0	1.0~2.0	19	90	109	66		
M50×1.5	NPT1 1/2	C	<43	39~52.5	0.3~1.0	1.0~2.0	19	95	114	81		
M63×1.5	NPT2	A	<35	28~41	0.3~1.0	1.0~2.0	19	90	109	75	1.173	1.393
M63×1.5	NPT2	B	<43	39~52.5	0.3~1.0	1.0~2.0	19	95	114	81	1.173	1.393

Note: 1. M threads are normally supplied with lock nuts and sealing washers (PTFE washers), while NPT threads are not.

The above weights are for nickel-plated brass.

2. Earth lug and shroud are on request, see Page D/25, 26.

3. The standard pitch of metric thread products is 1.5mm, other pitches can be customized, please specify when ordering.