

Explosion - proof Cable Glands(Single Seal, Unarmoured)

KBM-07,08 Series

- II 2 G Ex db IIC Gb
- II 2 G Ex eb IIC Gb
- II 3 G Ex nR IIC Gc
- II 2 D Ex tb IIIC Db



KBM-07

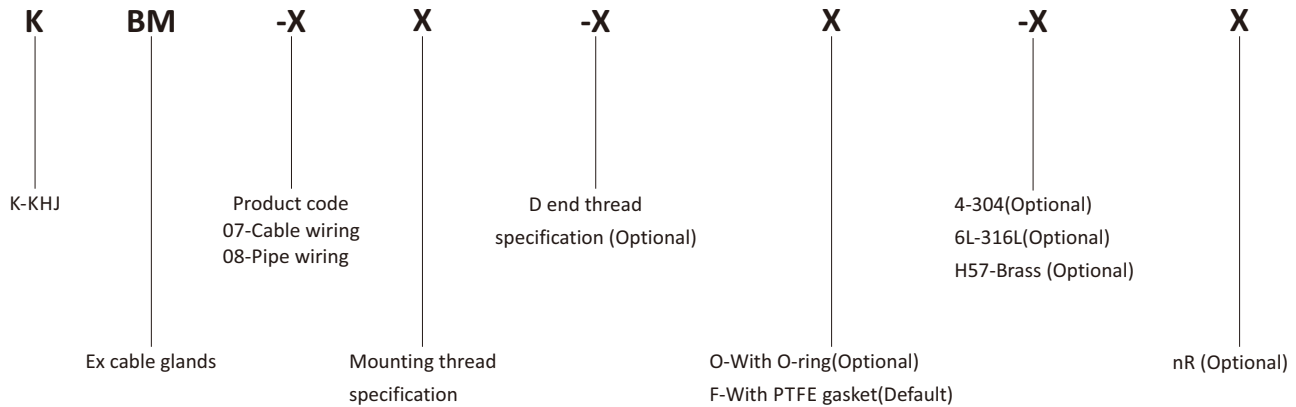


KBM-08

1. Application and Features

- Explosion proof certificates
 - ATEX : TPS 22 ATEX 114950 0001 X
 - IECEx : IECEx TPS 22.0023X
- Application in hazardous area
 - Zone 1 and Zone 2,
 - Zone 21 and Zone 22
- Flame-proof (Type 'd'), Increased safety (Type 'e'), restricted breathing (Type 'nR'), combustible dust (Type 'tb') structure.
- Single seal for unarmoured cables.
- Can be installed on Ex i (intrinsic safety type) equipment.

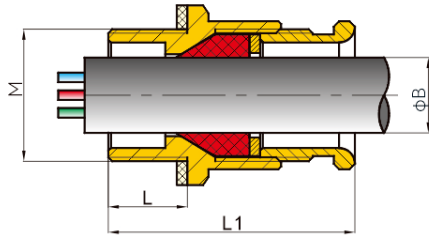
2. Product definition



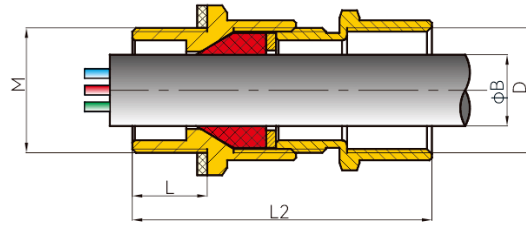
3. Technical Parameter

Explosion protection	Gas	II 2 G Ex db IIC Gb	Ex db IIC Gb
		II 2 G Ex eb IIC Gb	Ex eb IIC Gb
		II 3 G Ex nR IIC Gc	Ex nR IIC Gc
	Dust	II 2 D Ex tb IIIC Db	Ex tb IIIC Db
Executive standards		IEC60079-0, IEC60079-1, IEC60079-7, IEC60079-15, IEC60079-31 EN60079-0, EN60079-1, EN60079-7, EN60079-15, EN60079-31	
Material		Stainless steel; Brass Ni-plated	
Degree of protection		IP66, IP67, IP68(2m/72h)	
Ambient temperature		-43°C~+120°C	
Connection thread		NPT thread, Metric thread (M)	

4. Outline and Installation (mm)



KBM-07



KBM-08

Thread Specification(M)		Code	Cable outer diameter φ B(mm)		M thread			Maximum outer diameter (mm)	KBM-07 Weight (kg)	KBM-08 Weight (kg)
M thread	NPT thread		Standard	Optional(K)	Thread length L(mm)	Length L1(mm)	Length L2(mm)			
M20×1.5	NPT1/2	A	6.5 ~ 10.5	4 ~ 8	15	45	57	28.5	0.093	0.133
M20×1.5	NPT1/2	B	10 ~ 14.5	8 ~ 12	15	47	60	33	0.093	0.133
M25×1.5	NPT3/4	A	10 ~ 14.5	8 ~ 12	15	44	57	35		
M25×1.5	NPT3/4	B	14.5 ~ 19.5	11 ~ 15.5	15	50	62	38		
M32×1.5	NPT1	A	14.5 ~ 19.5	11 ~ 15.5	19	51	68	42	0.192	0.246
M32×1.5	NPT1	B	19 ~ 25.5	17 ~ 21.5	19	57	74	47	0.192	0.246
M40×1.5	NPT1 1/4	A	19 ~ 25.5	17 ~ 21.5	19	54	71	53.5		
M40×1.5	NPT1 1/4	B	25 ~ 32	22 ~ 28	19	60	75	61		
M50×1.5	NPT1 1/2	A	25 ~ 32	22 ~ 28	19	56	72	64		
M50×1.5	NPT1 1/2	B	31.5 ~ 39	27.5 ~ 35	19	62	77	70		
M63×1.5	NPT2	A	31.5 ~ 39	27.5 ~ 35	19	56	71	78	0.710	0.767
M63×1.5	NPT2	B	M:42.5 ~ 55	39 ~ 46.5	19	67	86	90		
			NPT:42.5 ~ 50							

Note: 1. M threads are normally supplied with lock nuts and sealing washers (PTFE washers), while NPT threads are not.

The above weights are for nickel-plated brass.

2. Earth lug and shroud are on request, see Page D/25, 26.

3. The standard pitch of metric thread products is 1.5mm, other pitches can be customized, please specify when ordering.